











Phase control thyristor modules

Type	V_{DRM} V_{RRM} $V_{DSM} = V_{DRM}$ $V_{RSM} = V_{RRM} + 100 \text{ V}$ V	I_{TRMSM}	I_{TSM} 10 ms, $t_{vj \text{ max}}$	$\int i^2 dt$ 10 ms, $t_{vj \text{ max}}$ kA ² s	I_{TAVM}/t_C 180°el sin. A/°C	$V_{(TO)}$ $I_{vj} =$ $I_{vj \text{ max}}$ V	r_T $t_{vj} =$ $t_{vj \text{ max}}$ mΩ	$(di/dt)_{cr}$ DIN IEC 747-6 A/μs	t_q typ. μs	$(dv/dt)_{cr}$ DIN IEC 747-6 V/μs	R_{thJC} 180°el sin. °C/W	R_{thCK} °C/W	$t_{vj \text{ max}}$ °C	Outline
------	---	-------------	---	--	--	---	---	--	---------------------	--	--------------------------------------	--------------------	----------------------------	---------

Baseplate = 20 mm

TT 18 N	600	800	1000	40	350	0.61	25/60	1.1	16	100	50	F = 1000	1.2	0.2	125	44
TD 18 N	1200	1400	1600				18/85									45
DT 18 N																
TT 25 N	600	800	1000	50	510	1.3	32/69	1.05	11	100	60	F = 1000	0.92	0.2	125	
TD 25 N	1200	1400	1600				25/85									
DT 25 N																
TT 31 N	600	800	1000	75	680	2.3	48/50	0.95	6.4	100	60	F = 1000	0.92	0.2	125	
TD 31 N	1200	1400	1600				31/85									
DT 31 N																
TT 36 N	600	800	1000	80	850	3.6	51/60	1	6.2	120	60	F = 1000	0.72	0.16	125	
TD 36 N	1200	1400	1600				36/85									
DT 36 N																
TT 46 N	600	800	1000	100	1000	5	64/61	0.95	4.5	120	60	F = 1000	0.60	0.16	125	
TD 46 N	1200	1400	1600				46/85									
DT 46 N																
TT 56 N	600	800	1000	100	1350	9.1	64/77	0.9	3.5	120	80	F = 1000	0.52	0.16	125	
TD 56 N	1200	1400	1600				56/85									
DT 56 N																
TT 60 N	600	800	1000	120	1400	9.8	76/68	0.8	3.4	150	120	F = 1000	0.52	0.16	125	47
TD 60 N	1200	1400	1600				60/85									
DT 60 N																
TT 61 N	600	800	1000	120	1400	9.8	76/68	0.8	3.4	150	120	F = 1000	0.52	0.16	125	48
TD 61 N	1200	1400	1600				60/85									
DT 61 N																
TT 66 N	600	800	1000	120	1400	9.8	77/74	0.85	3.2	120	80	F = 1000	0.50	0.16	130	44
TD 66 N	1200	1400	1600				66/85									45
DT 66 N																
TT 75 N	600	800	1000	150	1700	14.4	95/70	0.85	2.6	150	180	F = 1000	0.39	0.1	125	47
TD 75 N	1200	1400					75/85									
DT 75 N																
TT 92 N	600	800	1000	160	1800	16.2	104/76	0.85	2.15	150	150	F = 1000	0.37	0.1	130	48
TD 92 N	1200	1400	1600				92/85									
DT 92 N																
TT 93 N	600	800	1000	150	1850	17.1	96/83	0.85	2.2	120	120	F = 1000	0.36	0.1	130	45
TD 93 N	1200	1400	1600				93/85									46
DT 93 N																
TT 95 N	600	800	1000	150	1700	14.4	95/85	0.85	2.6	150	200	F = 1000	0.39	0.1	140	47
TD 95 N	1200	1400														
DT 95 N																
TT 104 N	600	800	1000	160	1800	16.2	104/85	0.85	2.15	150	150	F = 1000	0.37	0.1	140	48
TD 104 N	1200	1400														
DT 104 N																
TT 105 N	600	800	1000	160	2200	24	105/85	0.85	1.8	120	120	F = 1000	0.33	0.1	130	45
TD 105 N	1200	1400	1600													46
DT 105 N																

Most types of the power module have been **UL**-recognized.


Phase control thyristor modules

Type	V_{DRM} V_{RRM} $V_{DSM} = V_{DRM}$ $V_{RSM} = V_{RRM} + 100$ V	I_{TRMSM} A	I_{TSM} 10 ms, I_{TSMmax} A	$\int i^2 dt$ 10 ms, I_{TSMmax}^2 kA ² s	I_{TAVM}/t_C 180°el sin A/°C	$V_{(TO)}$ $t_{vj} =$ t_{vjmax} V	r_T $t_{vj} =$ t_{vjmax} mΩ	$(di/dt)_{cr}$ DIN IEC 747-6 A/μs	t_q typ. μs	$(dv/dt)_{cr}$ DIN IEC 747-6 V/μs	R_{thJC} 180°el sin °C/W	R_{thCK} °C/W	t_{vjmax} °C	Outline
------	---	------------------	--	--	---	--	--	--	---------------------	--	-------------------------------------	--------------------	-------------------	---------

Baseplate = 25 mm

TT 70 N	1600	1800	2000	150	1150	6.61	96/57	1	4.5	100	300	C = 500 F = 1000	0.37	0.08	130	49
	2200						70/85									


▲ TT 85 N	1800	2000		180	2000	20	115/83	0.9	2.6	150	150	F = 1000	0.33	0.08	125	
							85/85									



TT 106 N	600	800	1000	180	2000	20	115/78	0.9	2.6	150	150	F = 1000	0.33	0.08	140	
TD 106 N	1200	1400	1600				106/85									
DT 106 N	1800															

Baseplate = 30 mm

TT 121 N	1000	1200	1400	200	2350	27.6	128/81	0.85	2	150	180	F = 1000	0.23	0.06	125	50
TD 121 N	1600	1800					121/85									
DT 121 N																




TT 131 N	600	800	1000	220	3200	51.2	140/81	0.85	1.5	150	180	F = 1000	0.23	0.06	125	
TD 131 N	1200	1400					131/85									
DT 131 N																

Baseplate = 34 mm

TT 122 N	1600	1800	2000	220	2950	43.5	140/76	1	2.15	100	300	C = 500 F = 1000	0.2	0.06	125	51
	2200						122/85									

TT 142 N	600	800	1000	230	4100	84	142/85	0.9	1.1	150	200	F = 1000	0.22	0.06	125	
TD 142 N	1200	1400	1600													
DT 142 N																




TT 162 N	600	800	1000	260	4400	97	162/85	0.85	0.95	150	200	F = 1000	0.20	0.06	125	
TD 162 N	1200	1400	1600													
DT 162 N																

Baseplate = 50 mm

TT 150 N	1800	2000	2200	350	4000	80	223/54	1.2	2.3	60	300	C = 500 F = 1000	0.13	0.04	125	52
TD 150 N	2400	2600					150/85									
DT 150 N																

TT 170 N	600	800	1000	350	4600	106	223/68	0.95	1.0	150	250	F = 1000	0.17	0.04	125	
TD 170 N	1200	1400	1600				170/85									
DT 170 N																



TT 210 N	600	800	1000	410	5800	168	261/73	1	0.85	150	250	F = 1000	0.13	0.04	125	
TD 210 N	1200	1400	1600				210/85									
DT 210 N	1800															

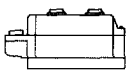
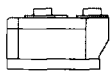
Most types of the power module have been **UL**-recognized.

▲ New type

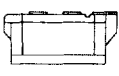
Phase control thyristor modules

Type	V_{DRM} V_{RRM} $V_{DSM} = V_{DRM}$ $V_{RSM} = V_{RRM} + 100$ V	I_{TRMSM}	I_{TSM} 10 ms. $t_{vj, max}$	$\int i^2 dt$ 10 ms. $t_{vj, max}$	I_{TAVM}/t_C 180°el sin.	$V_{(TO)}$ $t_{vj} =$ $t_{vj, max}$	r_1 $t_{vj} =$ $t_{vj, max}$	$(di/dt)_{cr}$ DIN IEC 747-6	t_q typ.	$(dv/dt)_{cr}$ DIN IEC 747-6	R_{thJC} 180°el sin.	R_{thCK} °C/W	$t_{vj, max}$ °C	Outline
------	---	-------------	--------------------------------------	--	----------------------------------	---	--------------------------------------	------------------------------------	---------------	------------------------------------	------------------------------	--------------------	---------------------	---------

Baseplate = 50 mm

TT 215 N	1800	2000	2200	410	6300	198	261/73 215/85	0.95	0.92	100	300	C = 500 F = 1000	0.13	0.04	125	52
TT 250 N	600	800	1000	410	7000	245	261/82 250/85	0.8	0.7	150	250	F = 1000	0.13	0.04	125	
TD 250 N	1200	1400	1600													
DT 250 N	1800															
TT 251 N	600	800	1000	410	8000	320	261/82 250/85	0.8	0.7	250	250	F = 1000	0.13	0.04	125	
TD 251 N	1200	1400	1600													
DT 251 N	1800															
TT 265 N	200	400	600	450	5500	151	286/79 265/85	0.8	0.65	200	200	F = 1000	0.17	0.04	140	
TD 265 N																
DT 265 N																
▲ TT 285 N	1200	1400	1600	450	8000	320	285/95	0.8	0.7	250	250	F = 1000	0.13	0.04	140	
▲ TD 285 N																
▲ DT 285 N																
TZ 310 N	2000 2600	2200	2400	700	9000	405	445/58 310/85	1	0.86	120	300	C = 500 F = 1000	0.078	0.02	125	53
TZ 425 N	600 1200 1800*	800 1400 1600	1000 1600	800	12500	781	510/74 425/85	0.9	0.3	120	250	F = 1000	0.078	0.02	125	
▲ TZ 500 N	600 1200	800 1400	1000 1600	900	14500	1051	573/77 500/85	0.9	0.27	200	250	F = 1000	0.065	0.02	125	

Baseplate = 60 mm

TT 310 N	2000	2200	2400	700	9000	405	445/58 310/85	1	0.86	120	300	C = 500	0.078	0.02	125	55
TD 310 N	2600															
DT 310 N																
TT 425 N	600	800	1000	800	12500	781	510/74 425/85	0.9	0.3	120	250	F = 1000	0.078	0.02	125	
TD 425 N	1200	1400	1600													
DT 425 N	1800*															
TT 430 N	1800	2000	2200	800	11500	661	510/75 430/85	0.95	0.45	150	300	C = 500 F = 1000	0.065	0.02	125	
TD 430 N	2400*															
DT 430 N																
TT 500 N	600	800	1000	900	14500	1051	573/77 500/85	0.9	0.27	200	250	F = 1000	0.065	0.02	125	
TD 500 N	1200	1400	1600													
DT 500 N																

Most types of the power module have been **UL**-recognized.

▲ New type

* Delivery for large quantities on request