

# SKM 200GB125D



**SEMITRANS<sup>®</sup> 3**

## Ultra Fast IGBT Modules

**SKM 200GB125D**

**SKM 200GAL125D**

**SKM 200GAR125D**

### Features

- N channel , homogeneous Si
- Low inductance case
- Short tail current with low temperature dependence
- High short circuit capability, self limiting to  $6 \times I_{Cnom}$
- Fast & soft inverse CAL diodes
- Isolated copper baseplate using DCB Direct Copper Bonding Technology
- Large clearance (13 mm) and creepage distance (20 mm)

### Typical Applications\*

- Switched mode power supplies at  $f_{sw} > 20$  kHz
- Resonant inverters up to 100 kHz
- Inductive heating
- Electronic welders at  $f_{sw} > 20$  kHz



GB

GAL

GAR

Absolute Maximum Ratings		$T_c = 25^\circ\text{C}$ , unless otherwise specified		
Symbol	Conditions	Values		Units
<b>IGBT</b>				
$V_{CES}$	$T_j = 25^\circ\text{C}$	1200		V
$I_C$	$T_j = 150^\circ\text{C}$	$T_{case} = 25^\circ\text{C}$	200	A
		$T_{case} = 80^\circ\text{C}$	160	A
$I_{CRM}$	$I_{CRM} = 2 \times I_{Cnom}$	300		A
$V_{GES}$		$\pm 20$		V
$t_{psc}$	$V_{CC} = 600\text{ V}; V_{GE} \leq 20\text{ V}; T_j = 125^\circ\text{C}$ $V_{CES} < 1200\text{ V}$	10		$\mu\text{s}$
<b>Inverse Diode</b>				
$I_F$	$T_j = 150^\circ\text{C}$	$T_{case} = 25^\circ\text{C}$	200	A
		$T_{case} = 80^\circ\text{C}$	130	A
$I_{FRM}$	$I_{FRM} = 2 \times I_{Fnom}$	300		A
$I_{FSM}$	$t_p = 10\text{ ms}; \sin.$	$T_j = 150^\circ\text{C}$	1440	A
<b>Freewheeling Diode</b>				
$I_F$	$T_j = ^\circ\text{C}$	$T_c = 25^\circ\text{C}$	200	A
		$T_c = 80^\circ\text{C}$	130	A
$I_{FRM}$	$I_{FRM} = 2 \times I_{Fnom}$	300		A
$I_{FSM}$	$t_p = 10\text{ ms};$	$T_j = 150^\circ\text{C}$	1440	A
<b>Module</b>				
$I_{t(RMS)}$		500		A
$T_{vj}$		- 40...+ 150		$^\circ\text{C}$
$T_{stg}$		- 40...+ 125		$^\circ\text{C}$
$V_{isol}$	AC, 1 min.	4000		V

Characteristics		$T_c = 25^\circ\text{C}$ , unless otherwise specified			
Symbol	Conditions	min.	typ.	max.	Units
<b>IGBT</b>					
$V_{GE(th)}$	$V_{GE} = V_{CE}, I_C = 6\text{ mA}$	4,5	5,5	6,5	V
$I_{CES}$	$V_{GE} = 0\text{ V}, V_{CE} = V_{CES}$		0,15	0,45	mA
$V_{CE0}$		$T_j = 25^\circ\text{C}$	1,5	1,75	V
		$T_j = 125^\circ\text{C}$			V
$r_{CE}$	$V_{GE} = 15\text{ V}$	$T_j = 25^\circ\text{C}$	12	14	$\text{m}\Omega$
		$T_j = 125^\circ\text{C}$			$\text{m}\Omega$
$V_{CE(sat)}$	$I_{Cnom} = 150\text{ A}, V_{GE} = 15\text{ V}$		3,3	3,85	V
$C_{ies}$			10	13	nF
$C_{oes}$	$V_{CE} = 25, V_{GE} = 0\text{ V}$		1,5	2	nF
$C_{res}$	$f = 1\text{ MHz}$		0,8	1,2	nF
$Q_G$	$V_{GE} = 0\text{ V} - +20\text{ V}$		1300		nC
$R_{Gint}$	$T_j = ^\circ\text{C}$		2,5		$\Omega$
$t_{d(on)}$	$R_{Gon} = 4\ \Omega$	$V_{CC} = 600\text{ V}$ $I_C = 150\text{ A}$	75		ns
$t_r$			36		ns
$E_{on}$	$R_{Goff} = 4\ \Omega$	$T_j = 125^\circ\text{C}$ $V_{GE} = \pm 15\text{ V}$	14		mJ
$t_{d(off)}$			420		ns
$t_f$			25		ns
$E_{off}$					mJ
$R_{th(j-c)}$	per IGBT			0,09	K/W



**SEMITRANS<sup>®</sup> 3**

## Ultra Fast IGBT Modules

**SKM 200GB125D**

**SKM 200GAL125D**

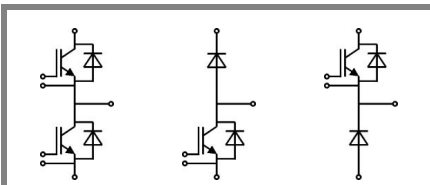
**SKM 200GAR125D**

### Features

- N channel , homogeneous Si
- Low inductance case
- Short tail current with low temperature dependence
- High short circuit capability, self limiting to  $6 \times I_{cnom}$
- Fast & soft inverse CAL diodes
- Isolated copper baseplate using DCB Direct Copper Bonding Technology
- Large clearance (13 mm) and creepage distance (20 mm)

### Typical Applications\*

- Switched mode power supplies at  $f_{sw} > 20$  kHz
- Resonant inverters up to 100 kHz
- Inductive heating
- Electronic welders at  $f_{sw} > 20$  kHz



GB

GAL


GAR

Characteristics							
Symbol	Conditions			min.	typ.	max.	Units
<b>Inverse Diode</b>							
$V_F = V_{EC}$	$I_{Fnom} = 150$ A; $V_{GE} = 0$ V	$T_j = 25$ °C <sub>chiplev.</sub>			2	2,5	V
		$T_j = 125$ °C <sub>chiplev.</sub>			1,8		V
$V_{F0}$		$T_j = 25$ °C			1,1	1,2	V
		$T_j = 125$ °C					V
$r_F$		$T_j = 25$ °C			6	8,7	mΩ
		$T_j = 125$ °C					mΩ
$I_{RRM}$	$I_F = 150$ A	$T_j = 125$ °C			230		A
$Q_{rr}$	$di/dt = 5500$ A/μs				24		μC
$E_{rr}$	$V_{GE} = 0$ V; $V_{CC} = 600$ V						mJ
$R_{th(j-c)D}$	per diode					0,25	K/W
<b>Freewheeling Diode</b>							
$V_F = V_{EC}$	$I_{Fnom} = 150$ A; $V_{GE} = 0$ V	$T_j = 25$ °C <sub>chiplev.</sub>			2	2,5	V
		$T_j = 125$ °C <sub>chiplev.</sub>			1,8		V
$V_{F0}$		$T_j = 25$ °C			1,1	1,2	V
		$T_j = 125$ °C					V
$r_F$		$T_j = 25$ °C			6	8,7	V
		$T_j = 125$ °C					V
$I_{RRM}$	$I_F = 150$ A	$T_j = 125$ °C			230		A
$Q_{rr}$	$di/dt = 5500$ A/μs				24		μC
$E_{rr}$	$V_{GE} = 0$ V; $V_{CC} = 600$ V						mJ
$R_{th(j-c)FD}$	per diode					0,25	K/W
<b>Module</b>							
$L_{CE}$					15	20	nH
$R_{CC'+EE'}$	res., terminal-chip	$T_{case} = 25$ °C			0,35		mΩ
		$T_{case} = 125$ °C			0,5		mΩ
$R_{th(c-s)}$	per module					0,038	K/W
$M_s$	to heat sink M6				3	5	Nm
$M_t$	to terminals M6				2,5	5	Nm
w						325	g

This is an electrostatic discharge sensitive device (ESDS), international standard IEC 60747-1, Chapter IX.

\* The specifications of our components may not be considered as an assurance of component characteristics. Components have to be tested for the respective application. Adjustments may be necessary. The use of SEMIKRON products in life support appliances and systems is subject to prior specification and written approval by SEMIKRON. We therefore strongly recommend prior consultation of our personal.

# SKM 200GB125D



**SEMITRANS® 3**

## Ultra Fast IGBT Modules

**SKM 200GB125D**

**SKM 200GAL125D**

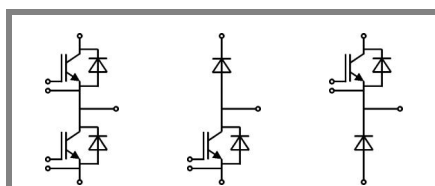
**SKM 200GAR125D**

### Features

- N channel , homogeneous Si
- Low inductance case
- Short tail current with low temperature dependence
- High short circuit capability, self limiting to  $6 \times I_{cnom}$
- Fast & soft inverse CAL diodes
- Isolated copper baseplate using DCB Direct Copper Bonding Technology
- Large clearance (13 mm) and creepage distance (20 mm)

### Typical Applications\*

- Switched mode power supplies at  $f_{sw} > 20$  kHz
- Resonant inverters up to 100 kHz
- Inductive heating
- Electronic welders at  $f_{sw} > 20$  kHz

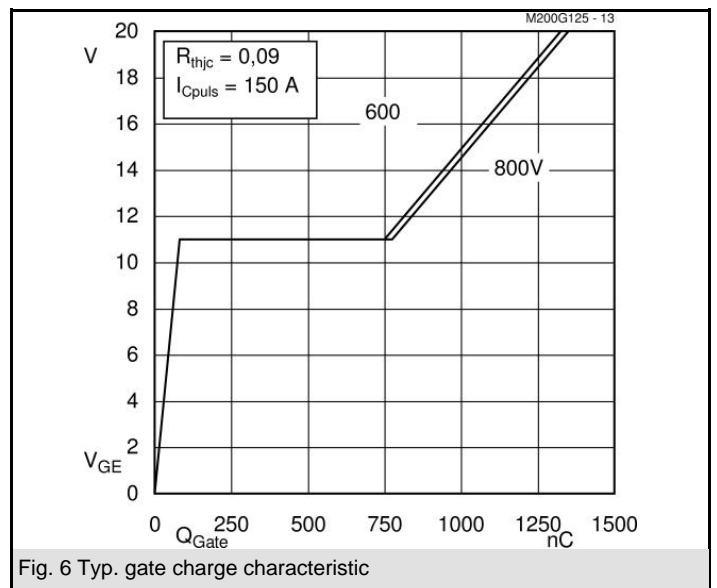
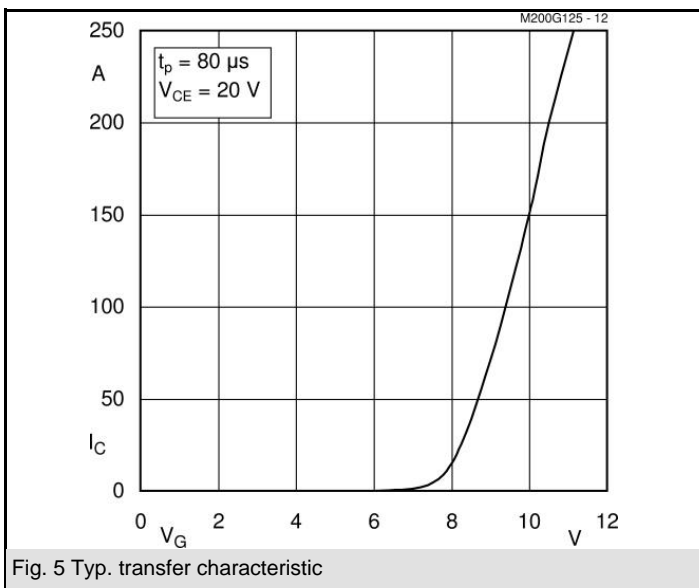
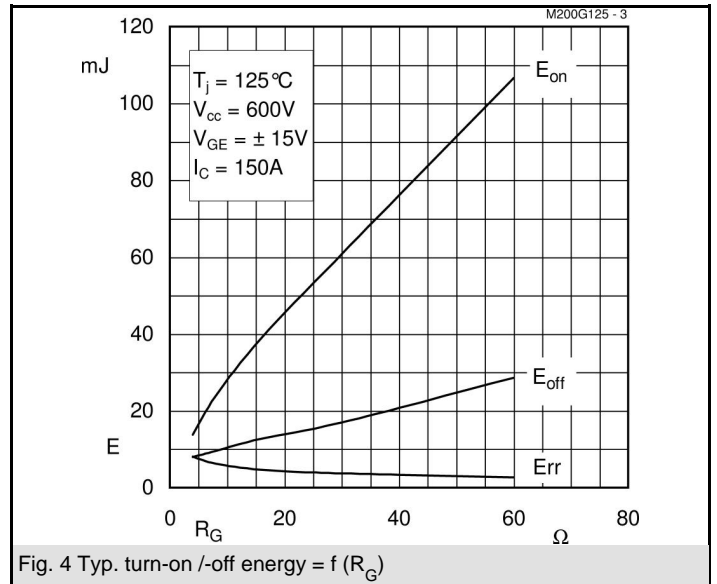
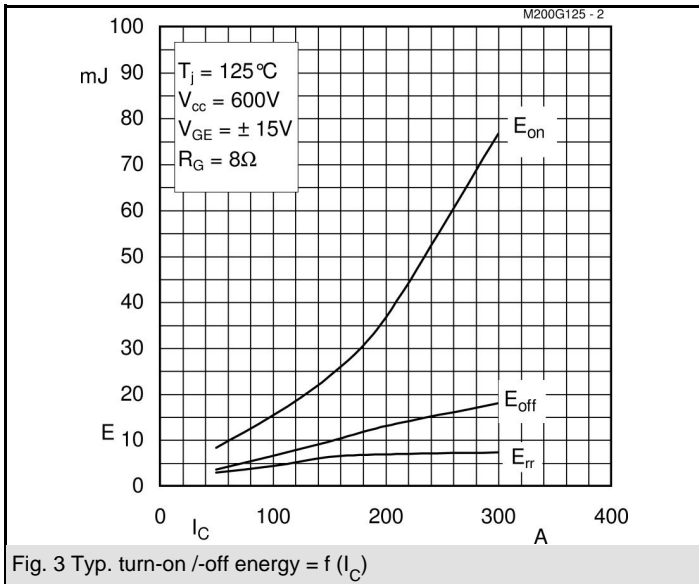
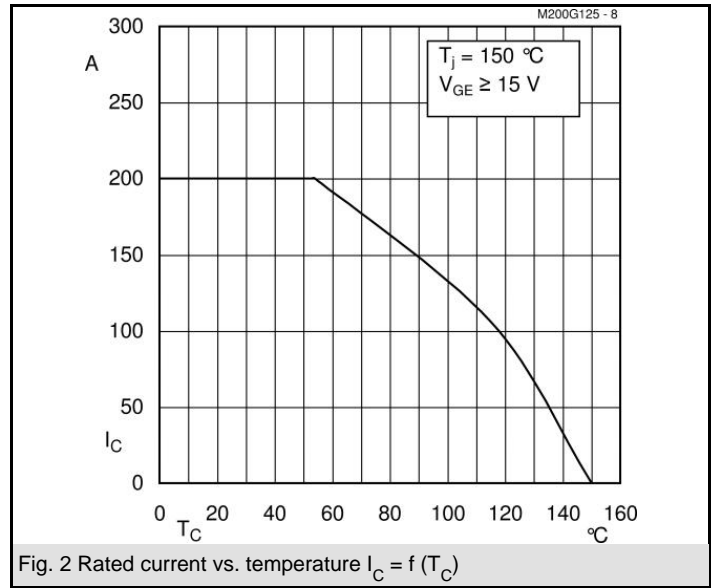
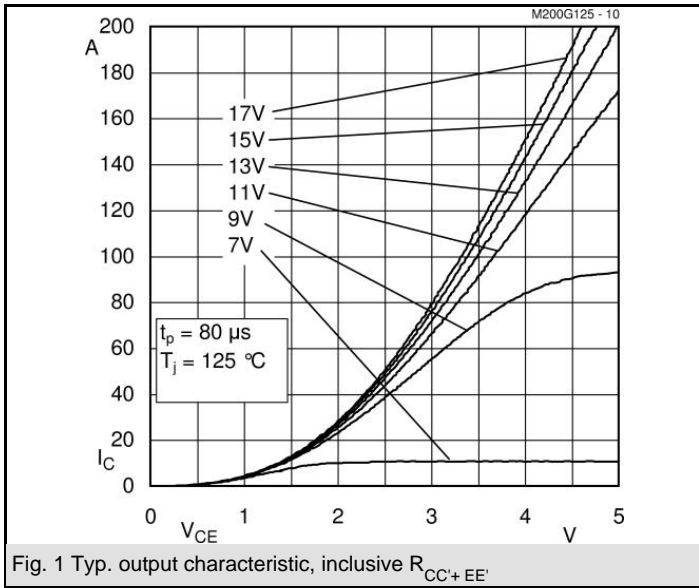


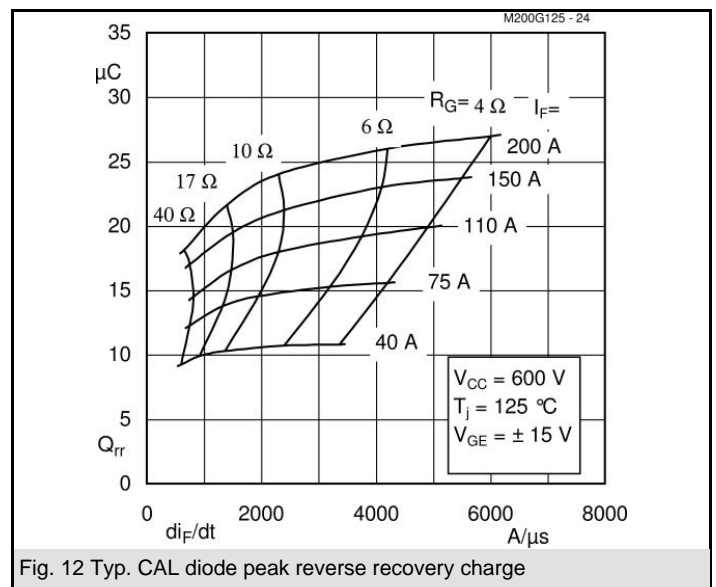
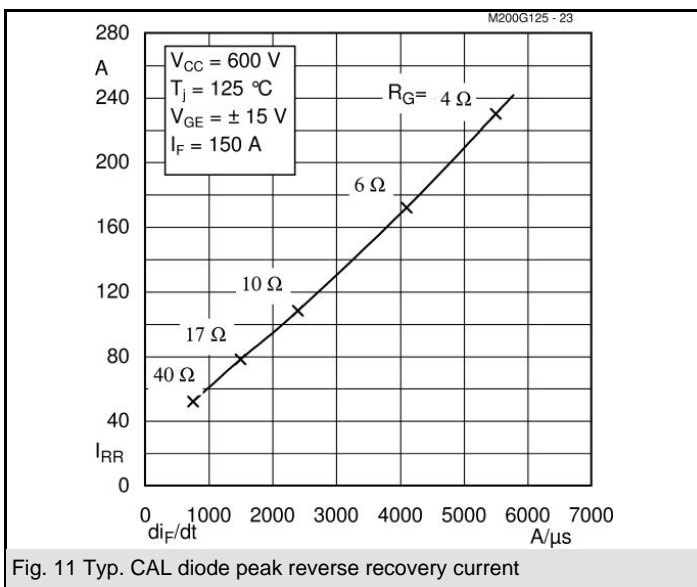
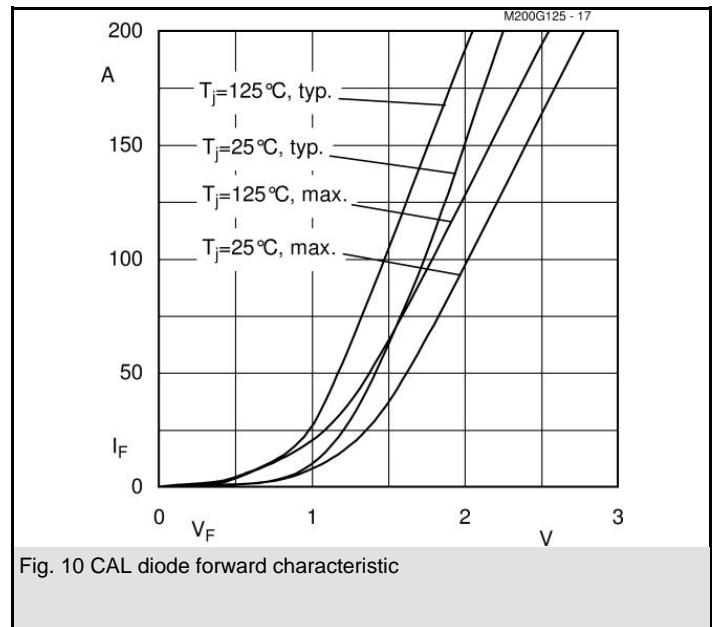
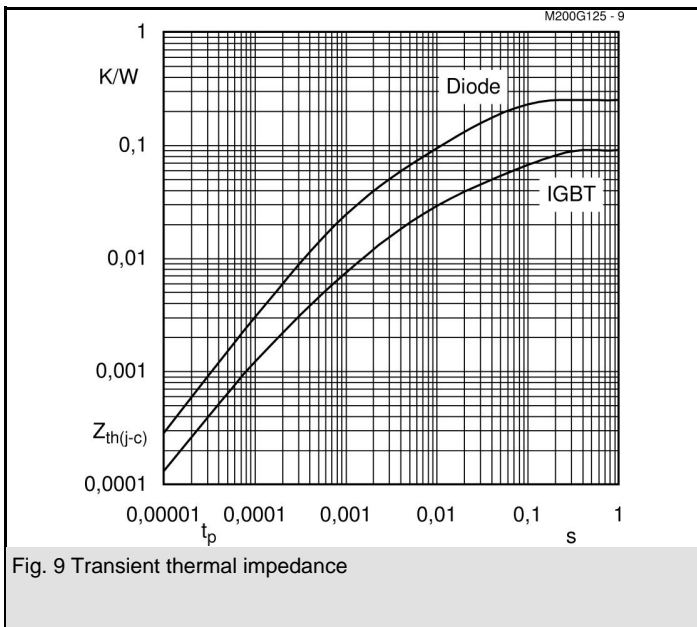
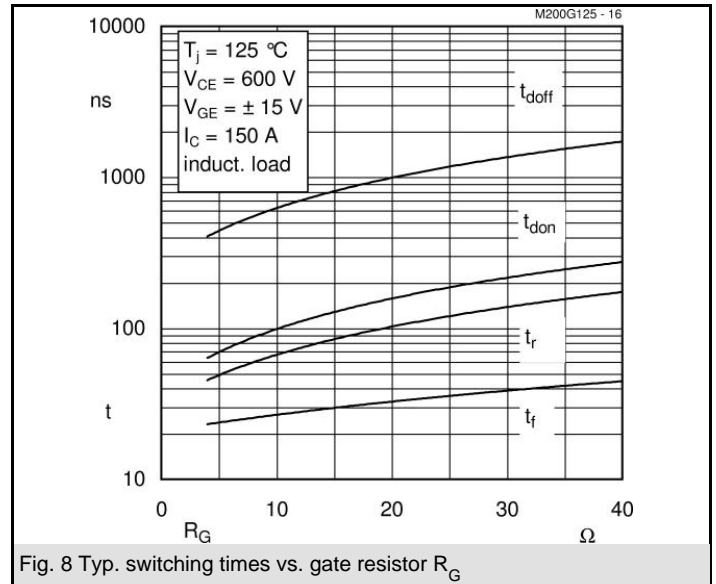
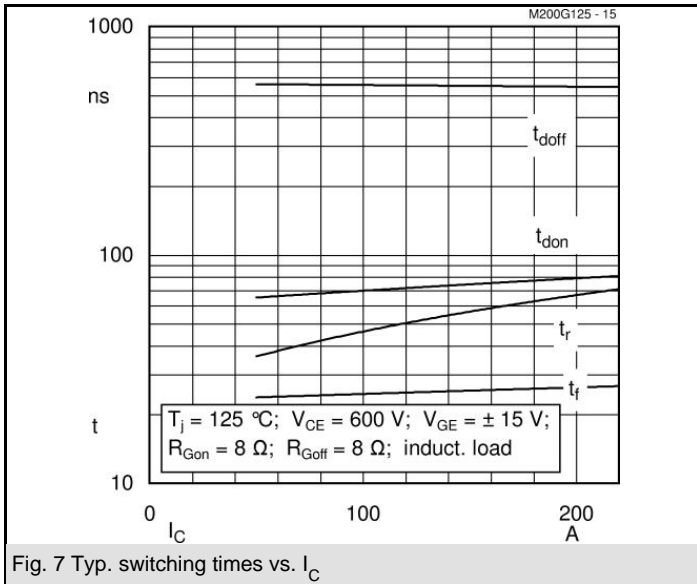
GB

GAL

GAR

$Z_{th}$			
Symbol	Conditions	Values	Units
$Z_{th(j-c)I}$			
$R_{\theta j-c}$	$i = 1$	60	mk/W
$R_{\theta j-c}$	$i = 2$	23	mk/W
$R_{\theta j-c}$	$i = 3$	5,9	mk/W
$R_{\theta j-c}$	$i = 4$	1,1	mk/W
$\tau_{th(j-c)}$	$i = 1$	0,0744	s
$\tau_{th(j-c)}$	$i = 2$	0,0087	s
$\tau_{th(j-c)}$	$i = 3$	0,002	s
$\tau_{th(j-c)}$	$i = 4$	0,0015	s
$Z_{th(j-c)D}$			
$R_{\theta j-c}$	$i = 1$	160	mk/W
$R_{\theta j-c}$	$i = 2$	67	mk/W
$R_{\theta j-c}$	$i = 3$	20	mk/W
$R_{\theta j-c}$	$i = 4$	3	mk/W
$\tau_{th(j-c)}$	$i = 1$	0,0536	s
$\tau_{th(j-c)}$	$i = 2$	0,0034	s
$\tau_{th(j-c)}$	$i = 3$	0,077	s
$\tau_{th(j-c)}$	$i = 4$	0,0003	s





# SKM 200GB125D

UL Recognized

CASED56

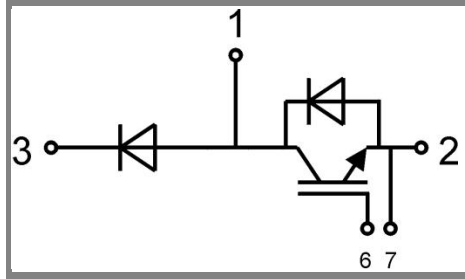
File 63 532



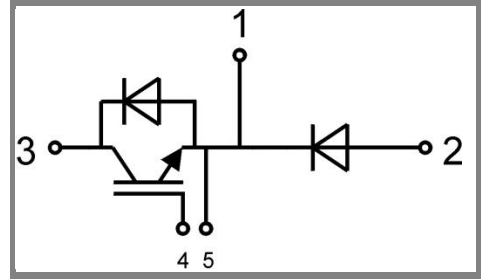
Case D 56



GB Case D 56



GAL Case D 57 (→ D 56)



GAR Case D 58 (→ D 56)