

JKS – 600Vac, 70-600A, Fast-Acting Fuses



Description: Advanced protection Class J current-limiting, fast-acting fuses.

Catalog Symbol: JKS-(amp)

Ratings:

- Volts — 600Vac
- Amps — 70-600
- IR — 200kA Vac RMS Sym.

Agency Information:

CE, UL Listed Class J (Guide # JDDZ, File # E4273)
 CSA HRCI-J (Class 1422-02, File # 53787)

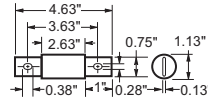
Catalog Numbers (amps)

JKS-70	JKS-125	JKS-250	JKS-500
JKS-80	JKS-150	JKS-300	JKS-600
JKS-90	JKS-175	JKS-350	
JKS-100	JKS-200	JKS-400	
JKS-110	JKS-225	JKS-450	

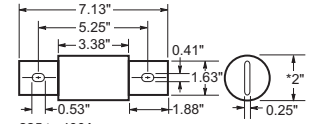
Carton Quantity:

Amp Rating	Carton Qty.
70-100	5
110-600	1

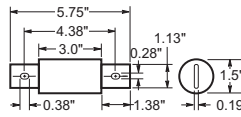
Dimensions - in



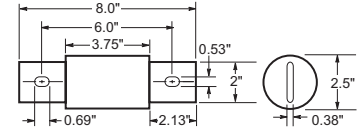
65 to 100A



225 to 400A



110 to 200A



450 to 600A

Features:

- Provides 10X better current limitation to help prevent equipment damage caused by short-circuit events.
- 200kA Interrupting rating complies with NEC® Section 110.9 for today's large capacity systems.
- Fast-acting fuse helps prevent equipment damage caused by short-circuit events.
- Ideal for critical industrial or commercial applications that have specific current limitation requirements.

Recommended Fuse Blocks

Fuse Amps	1-Pole	2-Pole	3-Pole
70-100	JM60100-1CR	JM60100-2CR	JM60100-3CR
110-200	JM60200-1CR	JM60200-2CR	JM60200-3CR
225-400	JM60400-1CR	JM60400-2CR	JM60400-3CR
450-600	JM60600-1CR	JM60600-2CR	JM60100-3CR

For additional information on the JM Series of fuse blocks, see product brochure # 3192.

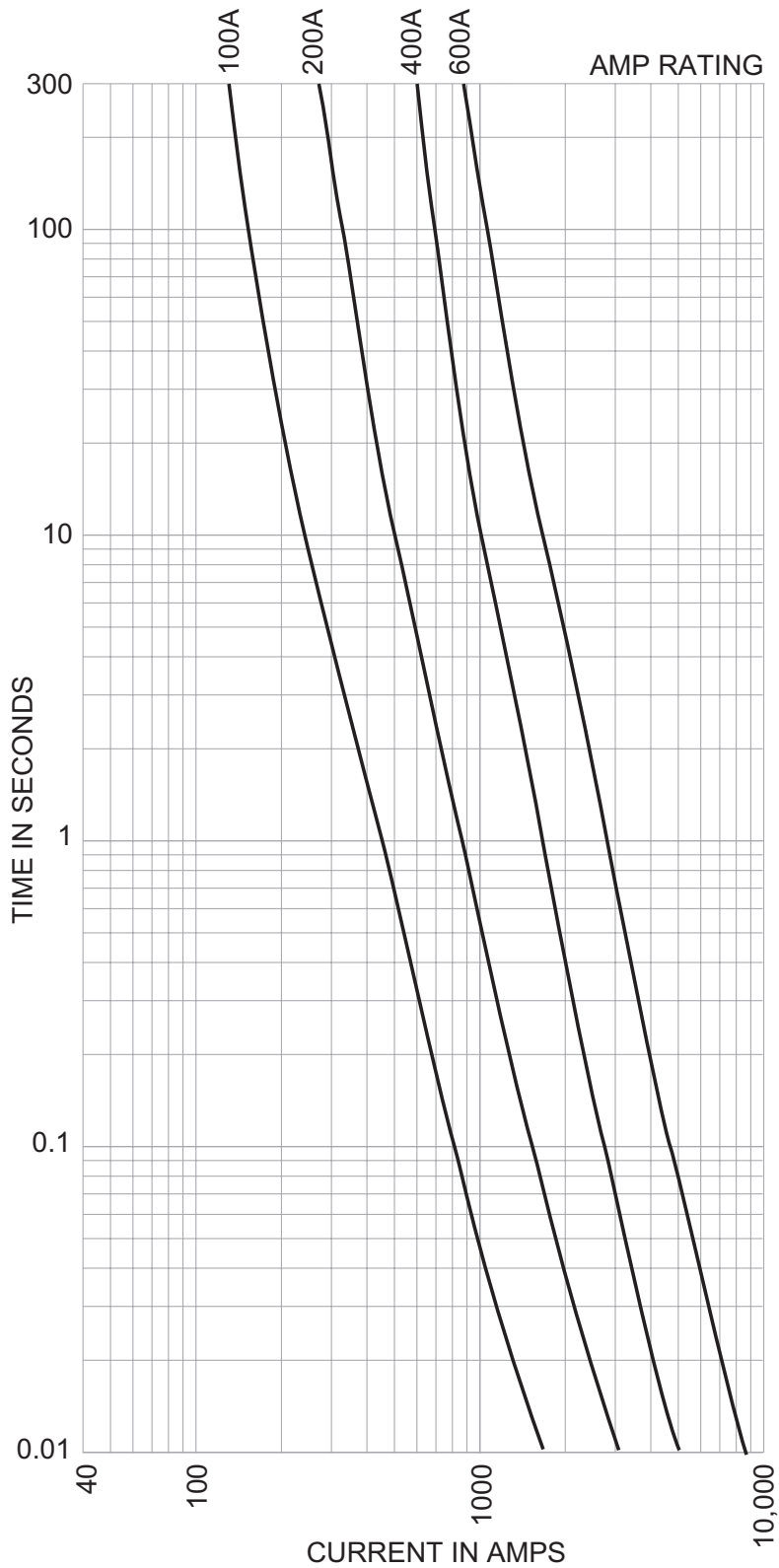
Fuse Reducers For Class J Fuses

Equipment Fuse Clips	Desired Fuse (Case) Size	Catalog Numbers (Pairs)
60A	30A	J-63
100A	30A	J-13
	60A	J-16
200A	60A	J-26†

† Not for bolt-in applications.

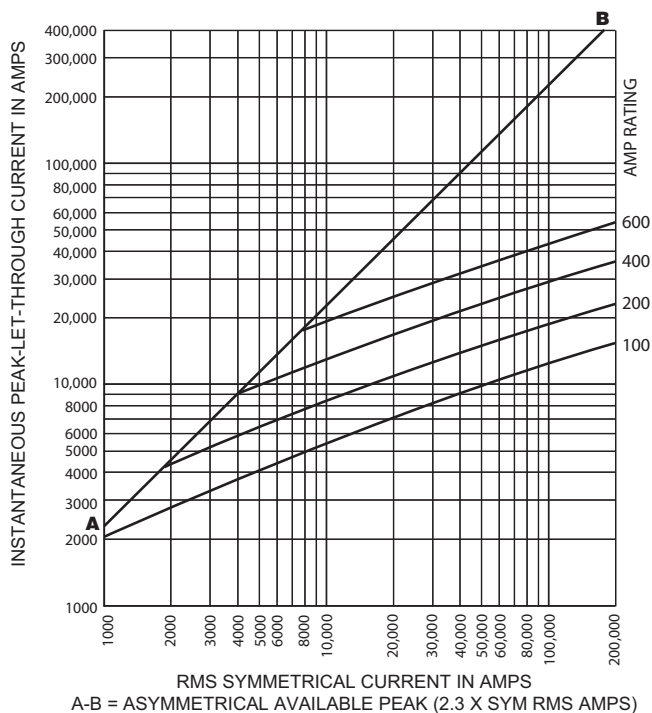
JKS – 600Vac, 70-600A, Fast-Acting Fuses

Time-Current Curves - Average Melt



JKS – 600Vac, 70-600A, Fast-Acting Fuses

Current-Limitation Curves



Current-Limiting Effects

Prosp. S.C.C.	Let-Through Current (Apparent RMS Symmetrical Vs. Fuse Rating)			
	100A	200A	400A	600A
—	100A	200A	400A	600A
5000	2000	3000	4000	5000
10,000	3000	4000	6000	9000
15,000	3000	4000	7000	10,000
20,000	3000	5000	8000	11,000
25,000	3000	6000	9000	12,000
30,000	3000	6000	9000	13,000
35,000	4000	6000	9000	13,000
40,000	4000	7000	10,000	14,000
50,000	4000	7000	10,000	15,000
60,000	5000	7000	11,000	16,000
70,000	5000	8000	11,000	17,000
80,000	5000	8000	12,000	17,000
90,000	6000	9000	13,000	18,000
100,000	6000	9000	13,000	18,000
150,000	6000	9000	14,000	22,000
200,000	7000	10,000	16,000	24,000

The only controlled copy of this Data Sheet is the electronic read-only version located on the Bussmann Network Drive. All other copies of this document are by definition uncontrolled. This bulletin is intended to clearly present comprehensive product data and provide technical information that will help the end user with design applications. Bussmann reserves the right, without notice, to change design or construction of any products and to discontinue or limit distribution of any products. Bussmann also reserves the right to change or update, without notice, any technical information contained in this bulletin. Once a product has been selected, it should be tested by the user in all possible applications.