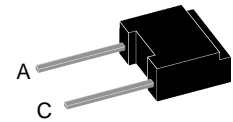
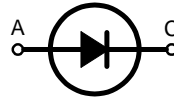


Rectifier Diode Avalanche Diode

$V_{RRM} = 1200-1800\text{ V}$
 $I_{F(RMS)} = 7\text{ A}$
 $I_{F(AV)M} = 2.3\text{ A}$

V_{RSM} V	$V_{(BR)min}$ ① V	V_{RRM} V	Standard Type	Avalanche Types
1300	1300	1200	DS 1-12D	DSA 1-12D
1700	1750	1600		DSA 1-16D
1900	1950	1800		DSA 1-18D

① Only for Avalanche Diodes



A = Anode C = Cathode

Symbol	Test Conditions	Maximum Ratings	
I_{FRMS}	$T_{VJ} = T_{VJM}$	7	A
$I_{F(AV)M}$	$T_{amb} = 45^{\circ}\text{C}; R_{thJA} = 38\text{ K/W}; 180^{\circ}\text{ sine}$	2.3	A
	$T_{amb} = 45^{\circ}\text{C}; R_{thJA} = 80\text{ K/W}; 180^{\circ}\text{ sine}$	1.3	A
P_{RSM}	DSA types, $T_{VJ} = T_{VJM}, t_p = 10\text{ }\mu\text{s}$	1.6	kW
I_{FSM}	$T_{VJ} = 45^{\circ}\text{C}; V_R = 0;$	t = 10 ms (50 Hz), sine	110 A
		t = 8.3 ms (60 Hz), sine	118 A
$I_{\text{?}}$	$T_{VJ} = T_{VJM}; V_R = 0;$	t = 10 ms (50 Hz), sine	100 A
		t = 8.3 ms (60 Hz), sine	104 A
$I_{\text{?}}$	$T_{VJ} = 45^{\circ}\text{C}; V_R = 0;$	t = 10 ms (50 Hz), sine	60 A ² s
		t = 8.3 ms (60 Hz), sine	58 A ² s
$I_{\text{?}}$	$T_{VJ} = T_{VJM}; V_R = 0;$	t = 10 ms (50 Hz), sine	50 A ² s
		t = 8.3 ms (60 Hz), sine	45 A ² s
T_{VJ}		-40...+150	°C
T_{VJM}		150	°C
T_{stg}		-40...+150	°C
Weight		0.8	g

Features

- Plastic standard package
- Planar glassivated chips

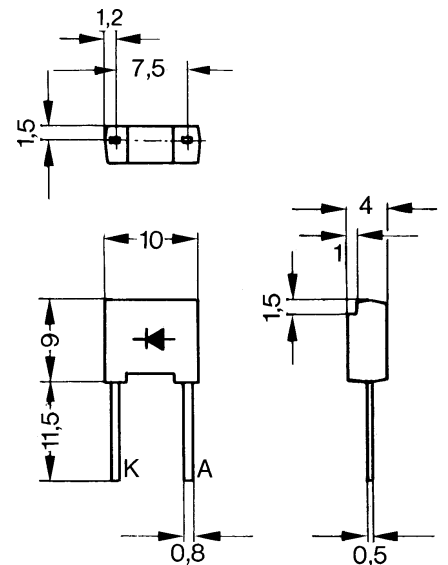
Applications

- Low power rectifiers
- Field supply for DC motors
- Power supplies
- High voltage rectifiers

Advantages

- Space and weight savings
- Simple PCB mounting
- Improved temperature and power cycling
- Reduced protection circuits

Dimensions in mm (1 mm = 0.0394")



Symbol	Test Conditions	Characteristic Values	
I_R	$T_{VJ} = T_{VJM}; V_R = V_{RRM}$	≤ 0.7	mA
V_F	$I_F = 7\text{ A}; T_{VJ} = 25^{\circ}\text{C}$	≤ 1.3	V
V_{T0}	For power-loss calculations only	0.8	V
r_T	$T_{VJ} = T_{VJM}$	67	mΩ
R_{thJA}	Forced air cooling with 1.5 m/s, $T_{amb} = 45^{\circ}\text{C}$	38	K/W
	Soldered on to PC board, $T_{amb} = 45^{\circ}\text{C}$	80	K/W
d_s	Creepage distance on surface	8.5	mm
d_A	Strike distance through air	6.7	mm
a	Max. allowable acceleration	100	m/s ²

Data according to IEC 60747

IXYS reserves the right to change limits, test conditions and dimensions