

2MBI150U4H-120

IGBT MODULE (U series) 1200V / 150A / 2 in one package

Features

- High speed switching
- Voltage drive
- Low Inductance module structure

Applications

- Inverter for Motor Drive
- AC and DC Servo Drive Amplifier
- Uninterruptible Power Supply
- Industrial machines, such as Welding machines

Maximum Ratings and Characteristics

Absolute Maximum Ratings (at Tc=25°C unless otherwise specified)

Items	Symbols	Conditions	Maximum ratings	Units		
Collector-Emitter voltage	V _{CEs}		1200	V		
Gate-Emitter voltage	V _{GES}		±20	V		
Collector current	I _c	Continuous	T _c =25°C	200	A	
			T _c =80°C	150		
	I _c pulse	1ms	T _c =25°C	400		
			T _c =80°C	300		
	-I _c			150		
-I _c pulse	1ms		300			
Collector power dissipation	P _c	1 device	780	W		
Junction temperature	T _j		+150	°C		
Storage temperature	T _{stg}		-40 to +125	°C		
Isolation voltage	Between terminal and copper base (*1)		V _{iso}	AC : 1min.	2500	VAC
Screw torque	Mounting (*2)				3.5	N·m
	Terminals (*2)				4.5	

Note *1: All terminals should be connected together when isolation test will be done.

Note *2: Recommendable value : Mounting : 2.5-3.5 N·m (M5 or M6), Terminals : 3.5-4.5 N·m (M6)

Electrical characteristics (at Tj= 25°C unless otherwise specified)


Items	Symbols	Conditions	Characteristics			Units	
			min.	typ.	max.		
Zero gate voltage collector current	I _{CEs}	V _{GE} = 0V, V _{CE} = 1200V	-	-	2.0	mA	
Gate-Emitter leakage current	I _{GES}	V _{CE} = 0V, V _{GE} = ±20V	-	-	400	nA	
Gate-Emitter threshold voltage	V _{GE(th)}	V _{CE} = 20V, I _c = 150mA	4.5	6.5	8.5	V	
Collector-Emitter saturation voltage	V _{CE(sat)} (terminal)	V _{GE} = 15V I _c = 150A	T _j =25°C	-	2.00	2.15	V
			T _j =125°C	-	2.20	-	
	V _{CE(sat)} (chip)		T _j =25°C	-	1.90	2.05	
			T _j =125°C	-	2.10	-	
Input capacitance	C _{ies}	V _{GE} = 0V, V _{CE} = 10V, f = 1MHz	-	17	-	nF	
Turn-on time	t _{on}	V _{CC} = 600V I _c = 150A V _{GE} = ±15V R _G = 4.7Ω	-	0.32	1.20	μs	
	t _r		-	0.10	0.60		
	t _{r(i)}		-	0.03	-		
Turn-off time	t _{off}	R _G = 4.7Ω	-	0.41	1.00	μs	
	t _f		-	0.07	0.30		
Forward on voltage	V _F (terminal)	V _{GE} = 0V I _F = 150A	T _j =25°C	-	1.75	1.90	V
			T _j =125°C	-	1.85	-	
	V _F (chip)		T _j =25°C	-	1.65	1.80	
			T _j =125°C	-	1.75	-	
Reverse recovery time	t _{rr}	I _F = 150A	-	-	0.35	μs	
Lead resistance, terminal-chip (*3)	R lead		-	0.53	-	mΩ	

Note *3: Biggest internal terminal resistance among arm.

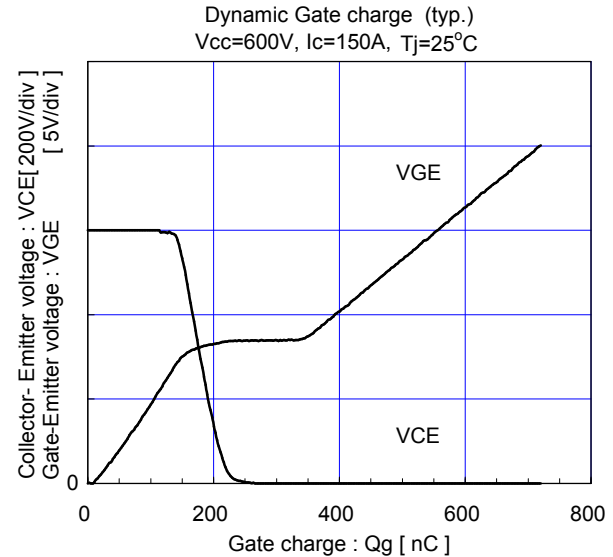
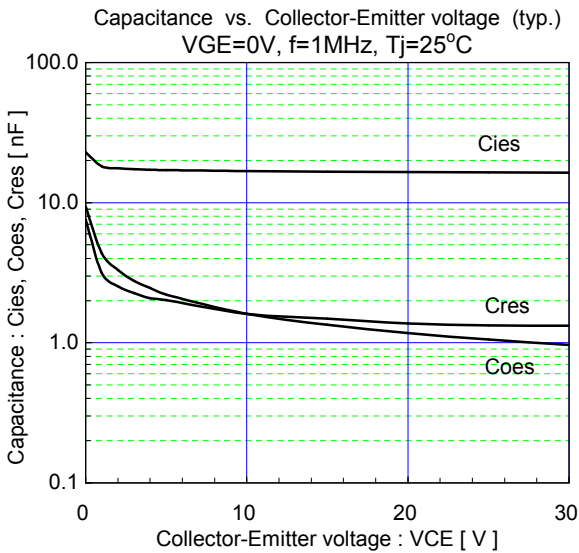
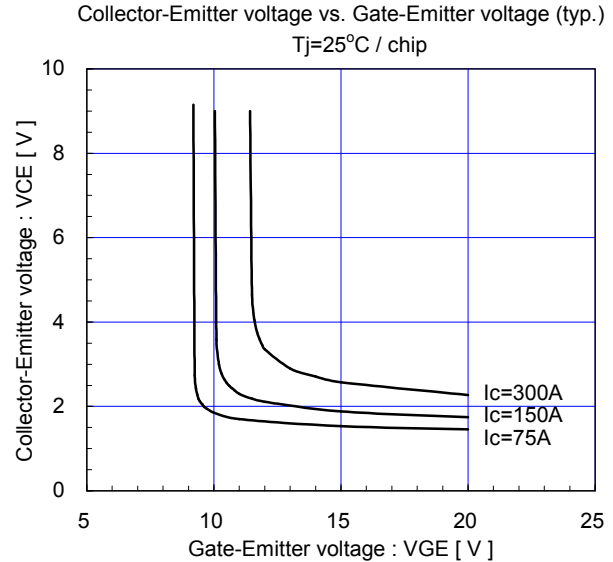
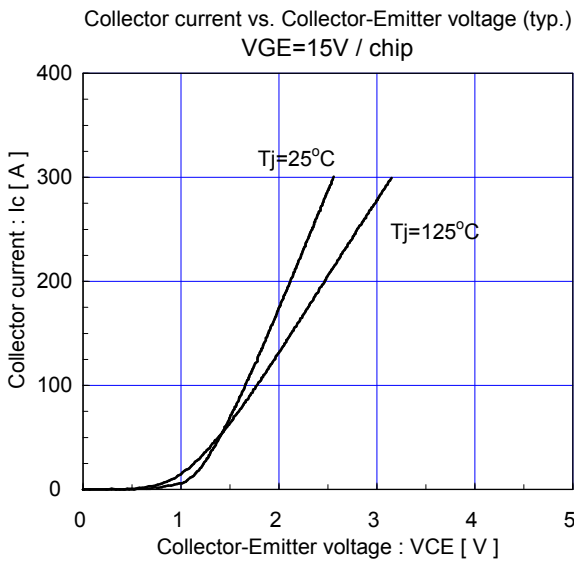
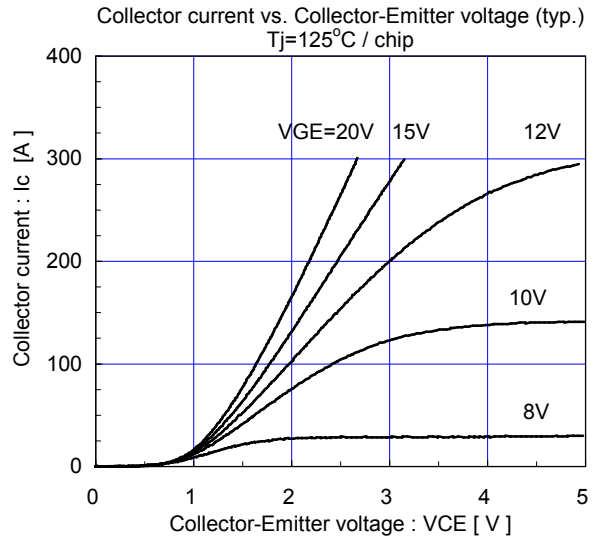
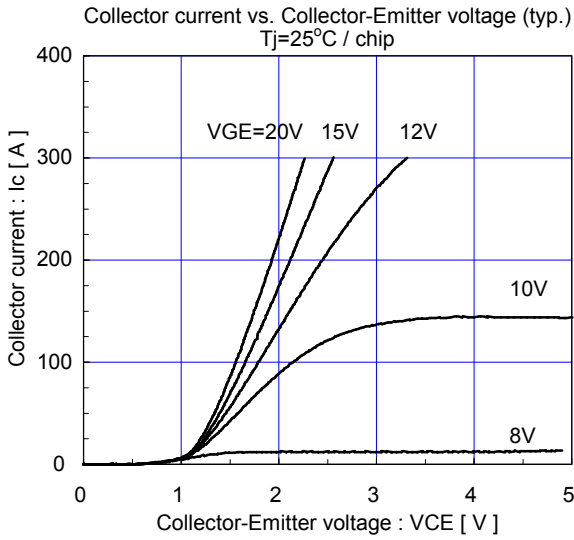
Thermal resistance characteristics

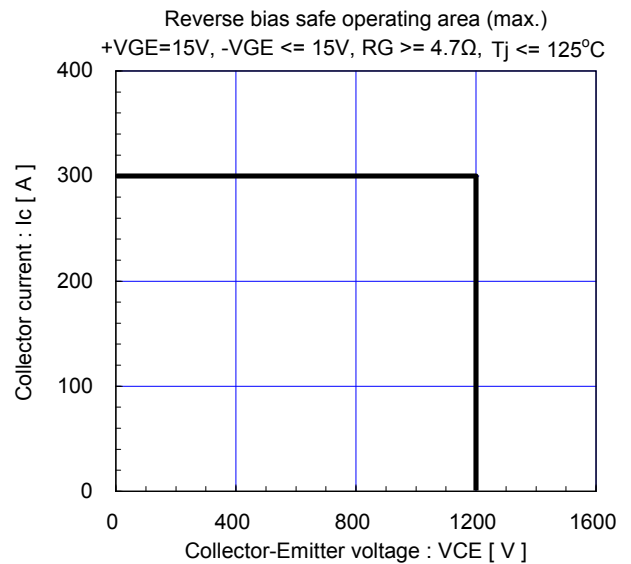
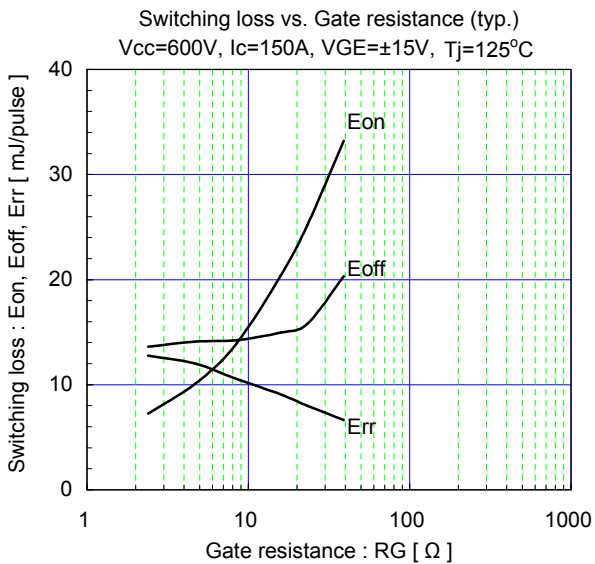
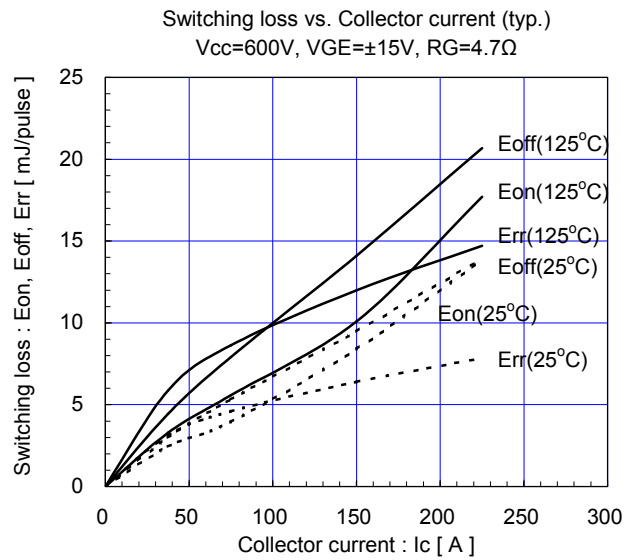
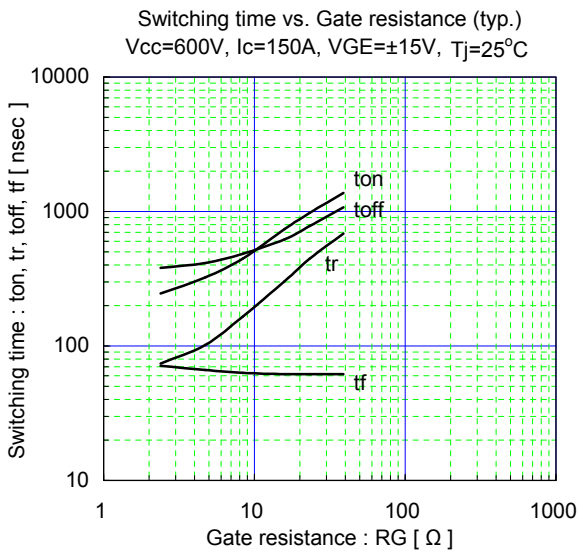
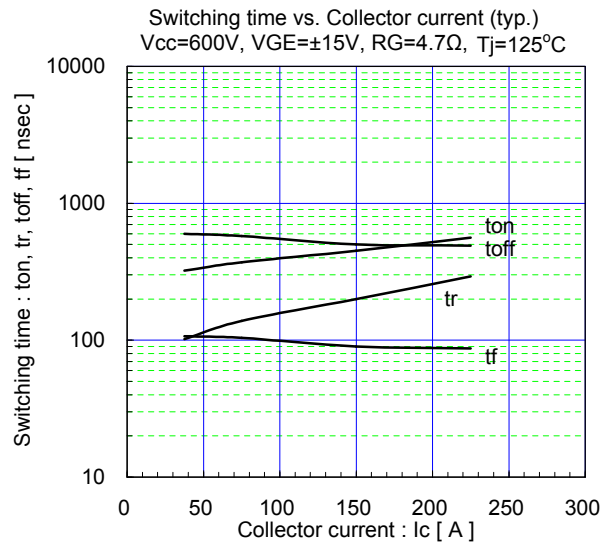
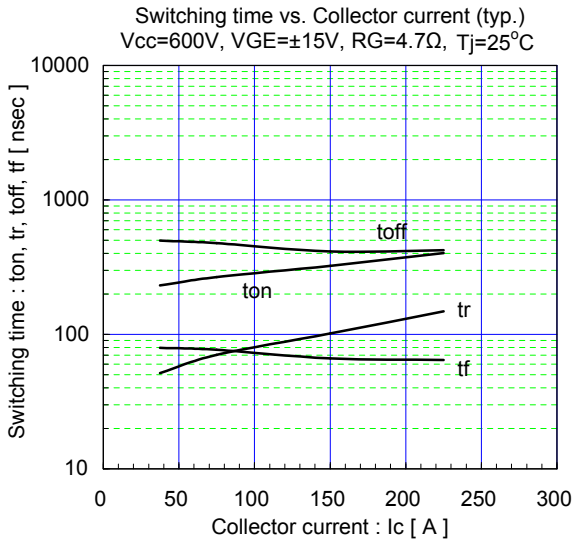
Items	Symbols	Conditions	Characteristics			Units
			min.	typ.	max.	
Thermal resistance (1device)	R _{th(j-c)}	IGBT	-	-	0.16	°C/W
		FWD	-	-	0.24	
Contact thermal resistance (1device)	R _{th(c-f)}	with Thermal Compound (*4)	-	0.025	-	

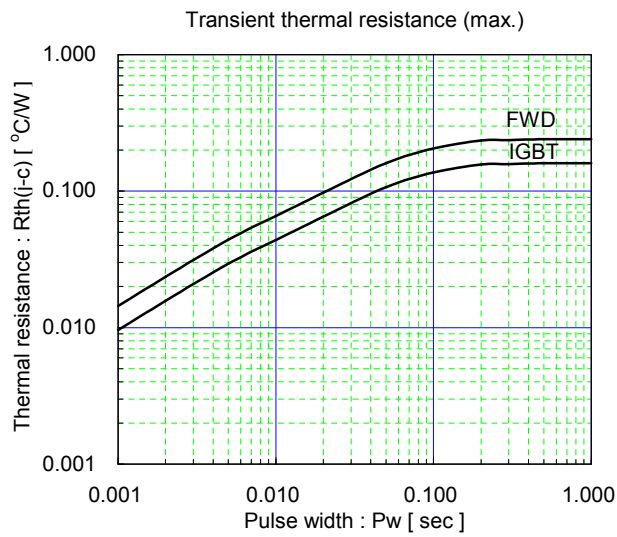
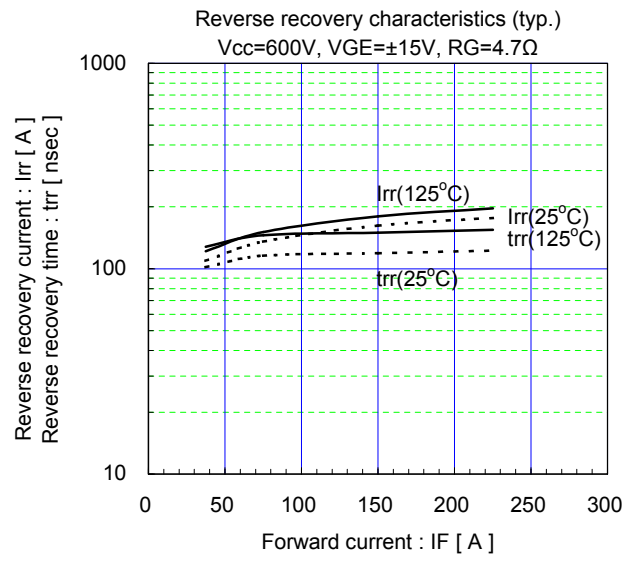
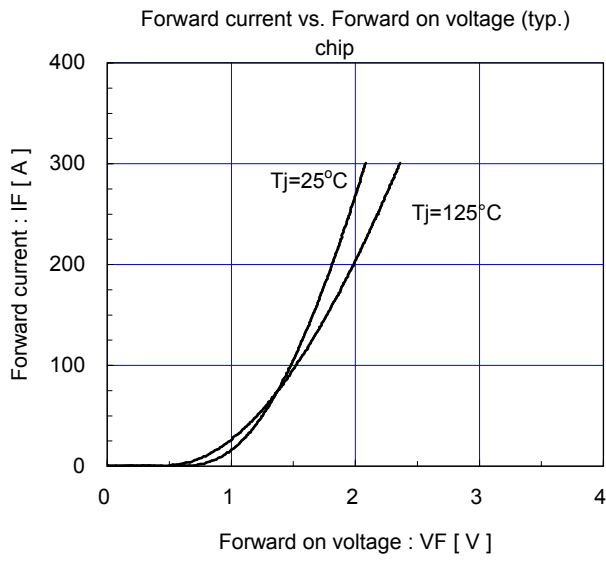
Note *4: This is the value which is defined mounting on the additional cooling fin with thermal compound.



■ Characteristics (Representative)







WARNING

1. This Catalog contains the product specifications, characteristics, data, materials, and structures as of October 2008. The contents are subject to change without notice for specification changes or other reasons. When using a product listed in this Catalog, be sure to obtain the latest specifications.
2. All applications described in this Catalog exemplify the use of Fuji's products for your reference only. No right or license, either express or implied, under any patent, copyright, trade secret or other intellectual property right owned by Fuji Electric Device Technology Co., Ltd. is (or shall be deemed) granted. Fuji Electric Device Technology Co., Ltd. makes no representation or warranty, whether express or implied, relating to the infringement or alleged infringement of other's intellectual property rights which may arise from the use of the applications described herein.
3. Although Fuji Electric Device Technology Co., Ltd. is enhancing product quality and reliability, a small percentage of semiconductor products may become faulty. When using Fuji Electric semiconductor products in your equipment, you are requested to take adequate safety measures to prevent the equipment from causing a physical injury, fire, or other problem if any of the products become faulty. It is recommended to make your design fail-safe, flame retardant, and free of malfunction.
4. The products introduced in this Catalog are intended for use in the following electronic and electrical equipment which has normal reliability requirements.
 - Computers • OA equipment • Communications equipment (terminal devices) • Measurement equipment
 - Machine tools • Audiovisual equipment • Electrical home appliances • Personal equipment • Industrial robots etc.
5. If you need to use a product in this Catalog for equipment requiring higher reliability than normal, such as for the equipment listed below, it is imperative to contact Fuji Electric Device Technology Co., Ltd. to obtain prior approval. When using these products for such equipment, take adequate measures such as a backup system to prevent the equipment from malfunctioning even if a Fuji's product incorporated in the equipment becomes faulty.
 - Transportation equipment (mounted on cars and ships) • Trunk communications equipment
 - Traffic-signal control equipment • Gas leakage detectors with an auto-shut-off feature
 - Emergency equipment for responding to disasters and anti-burglary devices • Safety devices
 - Medical equipment
6. Do not use products in this Catalog for the equipment requiring strict reliability such as the following and equivalents to strategic equipment (without limitation).
 - Space equipment • Aeronautic equipment • Nuclear control equipment
 - Submarine repeater equipment
7. Copyright ©1996-2008 by Fuji Electric Device Technology Co., Ltd. All rights reserved.
No part of this Catalog may be reproduced in any form or by any means without the express permission of Fuji Electric Device Technology Co., Ltd.
8. If you have any question about any portion in this Catalog, ask Fuji Electric Device Technology Co., Ltd. or its sales agents before using the product.
Neither Fuji Electric Device Technology Co., Ltd. nor its agents shall be liable for any injury caused by any use of the products not in accordance with instructions set forth herein.